

**We have more than  
just books...**

**DOWNLOADABLE  
AUDIOBOOKS &  
EBOOKS**

[ezone.oslri.net](http://ezone.oslri.net)

**FREE WI-FI AND PUBLIC  
ACCESS COMPUTERS**

**FREGAL MUSIC  
DOWNLOADS**

[freegalmusic.com/users/  
inhdlogin](http://freegalmusic.com/users/inhdlogin)

**DVDS & MUSIC CDS**

**MUSEUM PASSES**

[cumberlandlibrary.org/  
museum-passes](http://cumberlandlibrary.org/museum-passes)

**COPIER\*SCANNER**

**FAX\*NOTARY**



**Please feel free to contact the  
Reference staff if you have  
any questions!**

**CUMBERLAND PUBLIC LIBRARY**

**1464 Diamond Hill Road  
Cumberland, RI 02864**

**401-333-2552 x2**

[reference@cumberlandlibrary.org](mailto:reference@cumberlandlibrary.org)

**Hours:**

**Monday-Thursday**

**9-8**

**Friday 9-5**

**Saturday 9-5**

**(9-1 in July & Aug)**

**Sunday 1-4 (Oct-  
May)**

Updated December 2014

**Cumberland  
Public Library**

**Freegal Music**



Cumberland residents can choose from thousands of DRM-free MP3s from Sony Music. Download up to 3 songs or music videos, free with your library card.

[www.cumberlandlibrary.org](http://www.cumberlandlibrary.org)



## WHAT IS FREEGAL?

Freegal is a downloadable music service offered free to Cumberland Library cardholders. With access to the Sony Music Entertainment catalog, it offers hundreds of thousands of songs, over 100 genres of music, and more than 50 record labels, all without having to download software. Patrons can download up to 5 songs a week.

## TO GET STARTED...

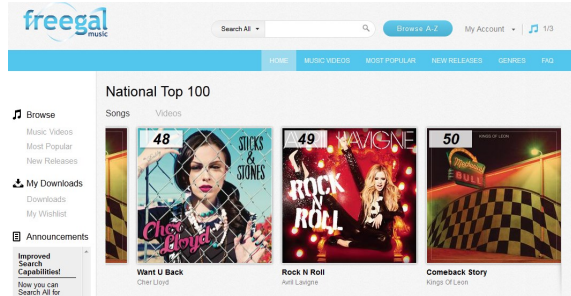
1. Visit [cumberlandlibrary.org](http://cumberlandlibrary.org), and mouse over the **Entertainment & Research** tab. At the dropdown menu, click on **Downloadable Music**.
2. Enter your Cumberland Library Card Number to log in.



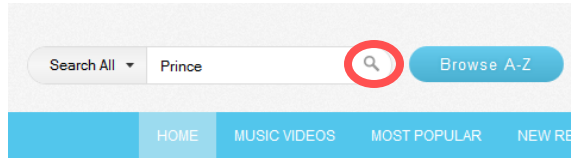
Card Number

## BROWSING FREEGAL

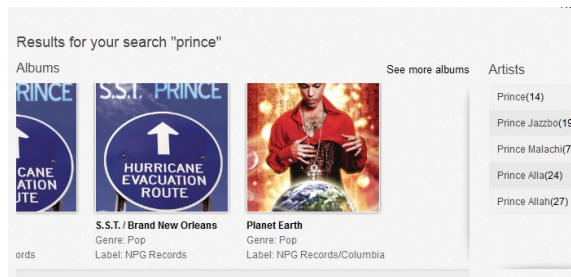
From the Freegal home page you can click **Browse A-Z** to browse alphabetically by genre or artist, view new and popular songs, or search for specific content.



To search for a specific song or artist, use the search bar at the top of the page.

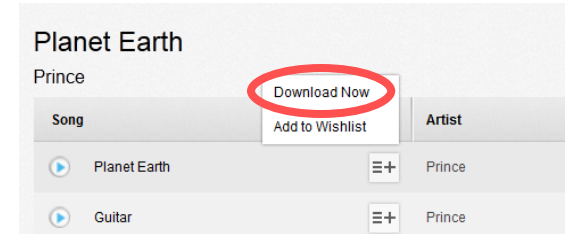


Click on any album cover to browse song titles, listen to previews, and download.

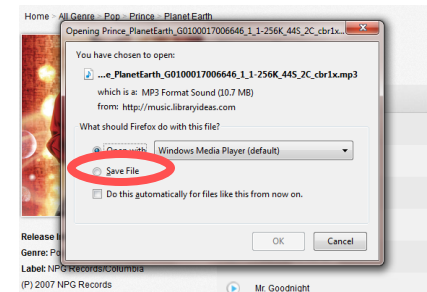


## DOWNLOADING MUSIC

1. When you have located the song you wish to download, click the icon to the right of the song's title.
2. Select **Download Now** from the drop-down menu.



3. Choose **Save File** to save the song to your computer.



The song is saved as an MP3 and can be played, transferred, or burned onto a CD. The counter at the top right corner will reflect how many downloads you have remaining for the week.

## QUESTIONS?

CALL THE REFERENCE DESK  
@ 401-333-2552 x2